ACL Laboratories Respiratory Virus Activity Report

Updated 6/10/2026

ACL Laboratories
Now part of ADVOCATEHEALTH

Respiratory Pathogens Monthly % Positivity - Jul-25 thru Jun-26

MONTH - YEAR	Flu A % Positive	% Flu A H1N1 Subtype*	% Flu A 2009 H1N1 Subtype*	% Flu A H3N2 Subtype*	% Flu A No Subtype*	Flu B % Positive	RSV A/B % Positive	HPIV-1 % Positive	HPIV-2 % Positive	HPIV-3 % Positive	HPIV-4 % Positive	HCOV 229E % Positive	HCOV NL63 % Positive	HCOV OC43 % Positive	HCOV HKU1 % Positive	SARS-CoV-2 % Positive	HMPV % Positive	Rhinovirus / Enterovirus % Positive	Adenovirus % Positive	C. pneumoniae % Positive	M. pneumoniae % Positive	B. pertussis % Positive	B. parapertussis % Positive	L. pneumophila # Positive
Jun-26	0.3%	0.0%	0.0%	100.0%	0.0%	0.3%	0.2%	0.4%	0.1%	5.0%	0.4%	0.3%	0.1%	0.3%	0.3%	0.5%	3.7%	19.3%	3.8%	0.1%	0.3%	0.7%	0.1%	0
May-26	0.1%	0.0%	50.0%	50.0%	0.0%	0.7%	1.0%	0.0%	0.0%	3.8%	0.3%	0.1%	0.5%	0.7%	0.2%	0.4%	3.6%	24.3%	2.0%	0.1%	0.1%	0.1%	0.1%	0
Apr-26	0.3%	0.0%	0.0%	80.0%	20.0%	4.3%	3.5%	0.1%	0.0%	1.6%	0.1%	1.0%	0.5%	1.3%	1.0%	1.0%	6.7%	17.9%	1.4%	0.1%	0.2%	0.1%	0.1%	0
Mar-26	1.6%	0.0%	28.0%	68.0%	4.0%	10.7%	7.4%	0.2%	0.0%	0.8%	0.2%	2.6%	1.3%	2.1%	3.2%	2.5%	8.6%	9.7%	1.8%	0.0%	0.2%	0.1%	0.0%	0
Feb-26	5.4%	0.0%	6.2%	93.8%	0.0%	5.6%	8.0%	0.5%	0.2%	0.2%	0.3%	3.2%	1.8%	2.0%	3.8%	6.1%	6.9%	6.9%	1.6%	0.1%	0.3%	0.1%	0.1%	0
Jan-26	13.1%	0.0%	7.0%	91.5%	1.4%	0.6%	4.6%	0.6%	0.2%	0.5%	0.1%	2.4%	0.5%	0.7%	0.9%	7.2%	4.4%	6.9%	1.6%	0.1%	0.5%	0.0%	0.0%	0
Dec-25	24.8%	0.0%	6.6%	91.8%	1.6%	0.3%	2.6%	1.3%	0.7%	0.1%	0.3%	0.8%	0.2%	0.4%	0.3%	4.8%	2.7%	11.0%	1.7%	0.1%	1.0%	0.0%	0.0%	0
Nov-25	3.5%	0.0%	22.4%	75.5%	2.0%	0.1%	1.0%	2.0%	2.3%	0.2%	0.4%	0.2%	0.0%	0.1%	0.2%	2.6%	1.2%	18.5%	1.4%	0.2%	2.0%	0.1%	0.0%	0
Oct-25	0.6%	0.0%	40.0%	30.0%	0.0%	0.0%	0.4%	2.7%	2.9%	0.3%	0.3%	0.2%	0.0%	0.0%	0.0%	2.6%	0.7%	23.0%	1.1%	0.2%	1.7%	0.1%	0.0%	0
Sep-25	0.3%	0.0%	62.5%	37.5%	0.0%	0.0%	0.1%	1.1%	1.6%	0.4%	0.1%	0.2%	0.1%	0.2%	0.1%	6.6%	0.4%	29.1%	0.9%	0.1%	1.3%	0.2%	0.1%	1
Aug-25	0.3%	0.0%	100.0%	0.0%	0.0%	0.0%	0.1%	1.0%	1.0%	0.7%	0.2%	0.1%	0.0%	0.0%	0.0%	6.7%	0.6%	18.3%	1.3%	0.1%	1.4%	0.1%	0.0%	0
Jul-25	0.2%	0.0%	100.0%	0.0%	0.0%	0.0%	0.1%	0.8%	1.0%	3.6%	0.0%	0.1%	0.0%	0.0%	0.0%	3.6%	1.8%	10.1%	1.4%	0.0%	0.9%	0.2%	0.0%	0

* Represents the % of Influenza A positive samples that are positive for each subtype; subtyping is not performed on all influenza A specimens (only those specimens tested with the Rapid Respiratory Pathogen Panel

Flu A = Influenza Type A, Flu B = Infuenza Type B, RSV A/B = Respiratory Syncytial Virus Type A/B (not differentiated), HPIV = Human Parainfluenza Virus, HCOV = Human Coronavirus, HMPV = Human Metapneumovirus

ACL Laboratories
Now part of ADVOCATE HEALTH

Weekly Influenza PCR % Positivity by State - 3/21/26 thru 6/6/26

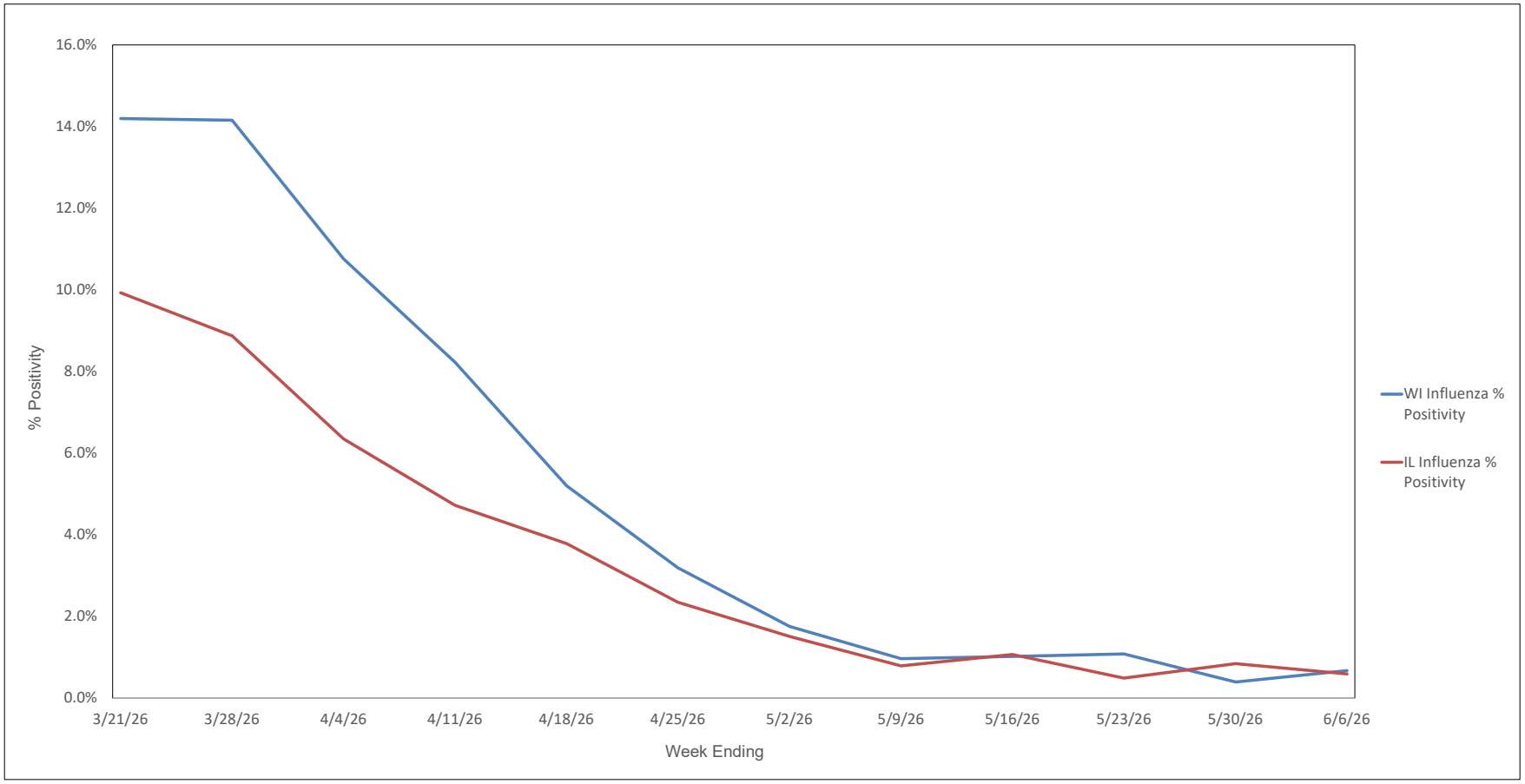

ACL Laboratories
Now part of ADVOCATE HEALTH

National Influenza Positivity Rates (Data from CDC)

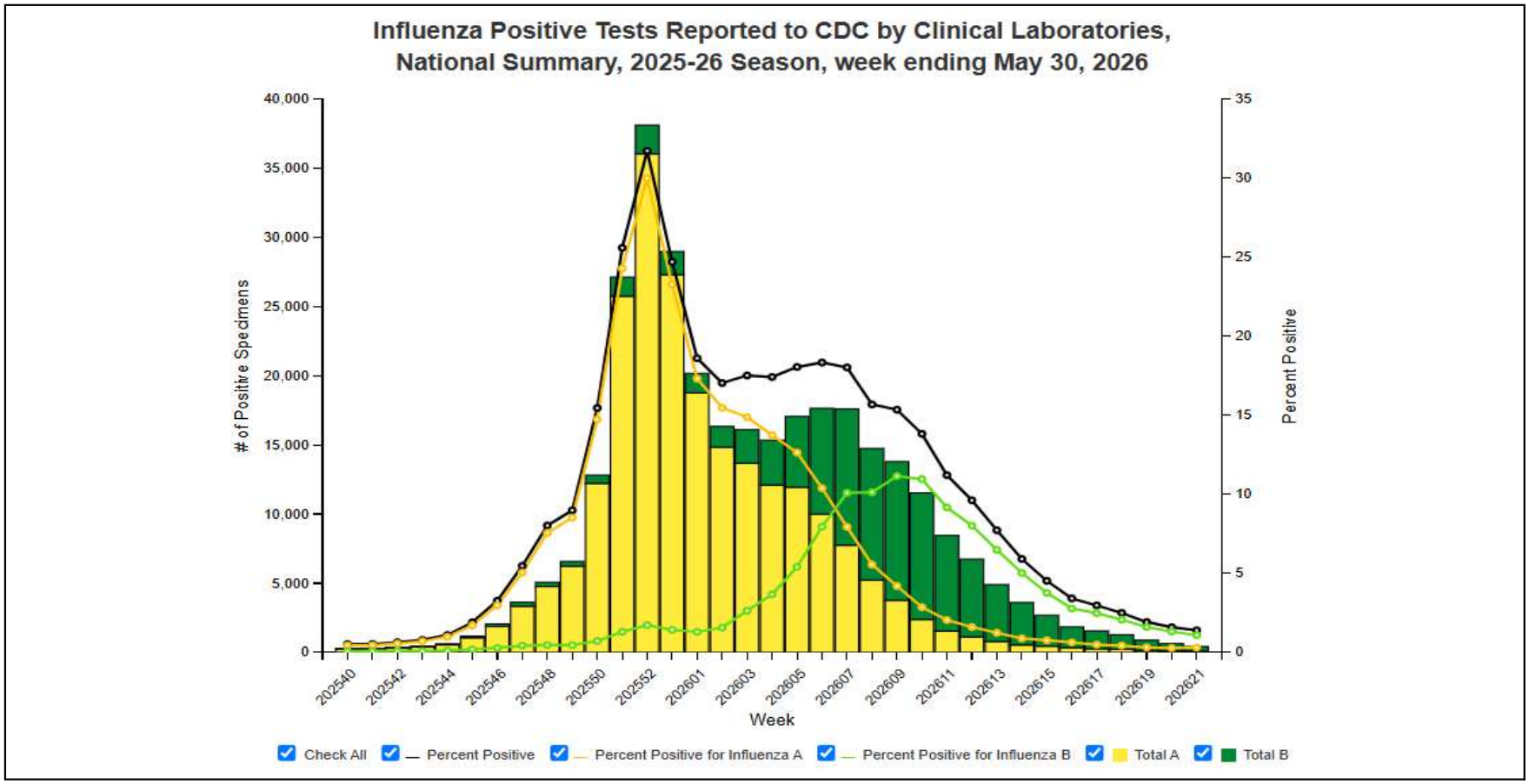

https://www.cdc.gov/flu/weekly/index.htm

National Influenza Positivity Rates (Data from CDC)

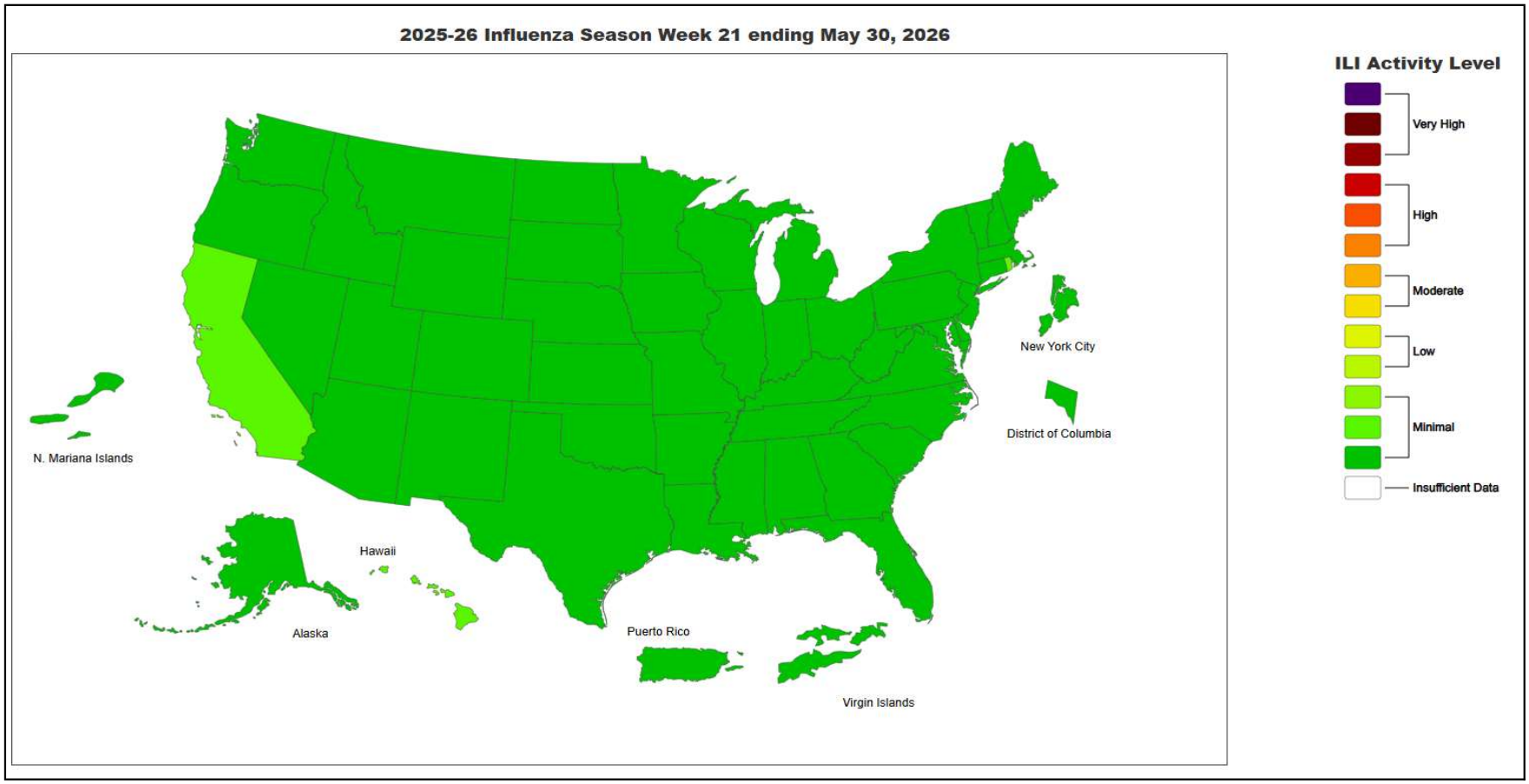

https://gis.cdc.gov/grasp/fluview/main.html

ACL Laboratories
Now part of ADVOCATE HEALTH

Weekly SARS-CoV-2 PCR % Positivity Rate - 3/21/26 thru 6/6/26

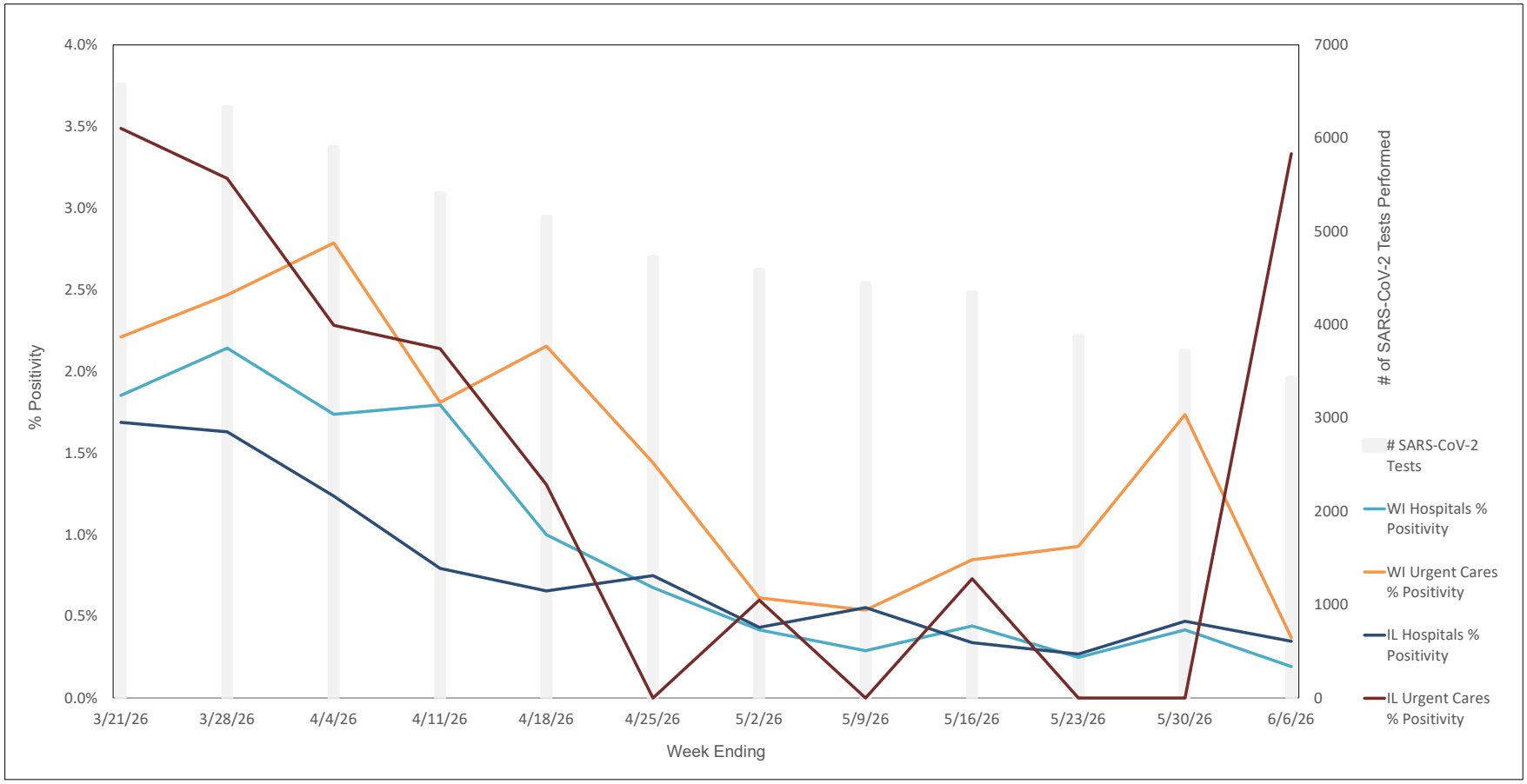

ACL Laboratories
Now part of ADVOCATE HEALTH

% of Weekly Deaths in US Attributed to COVID-19 by Week

Last Updated 5/23/2026

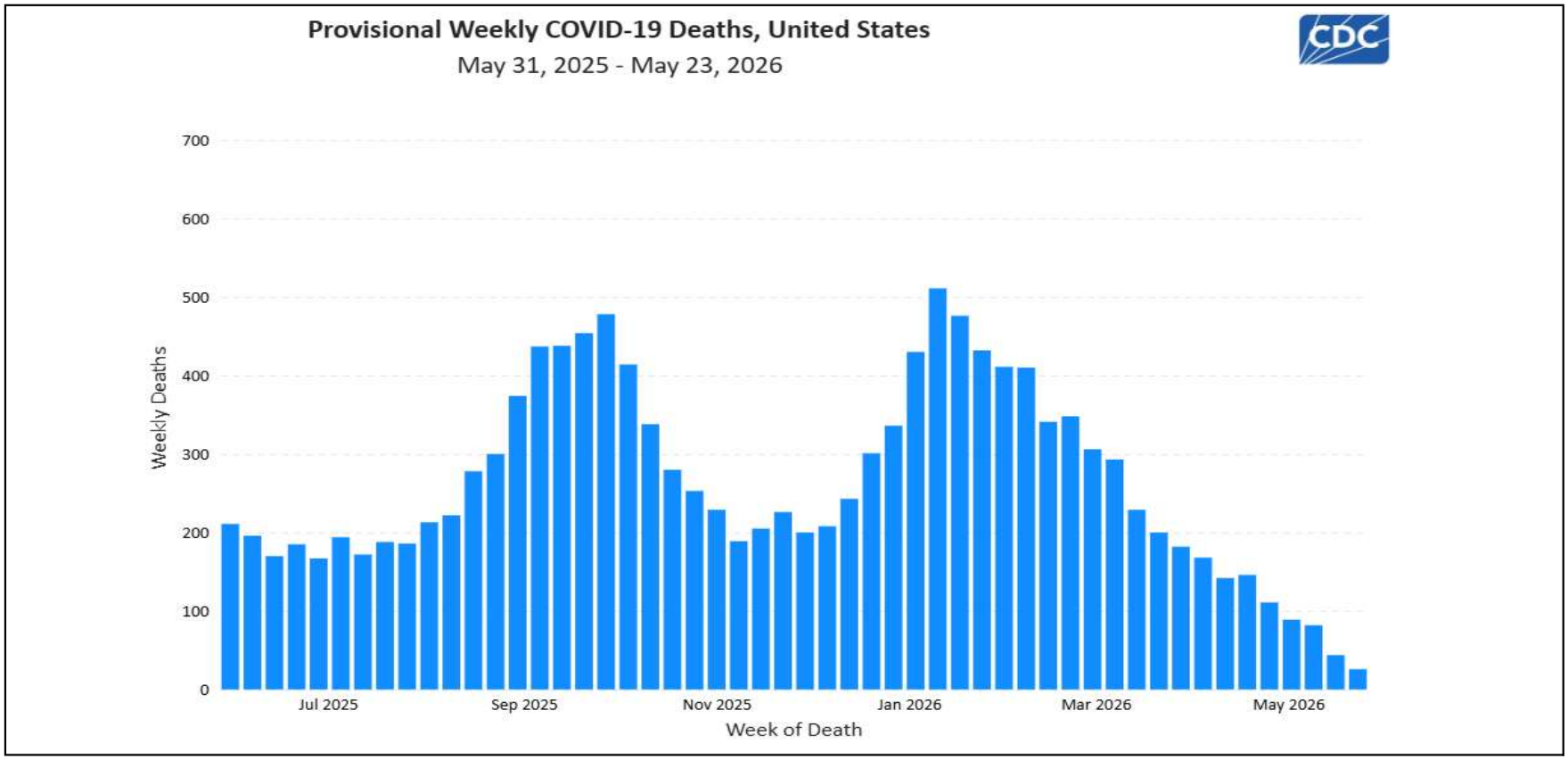

https://www.cdc.gov/covid/php/surveillance/index.html

Most Prevalent SARS-CoV-2 Strains Circulating in the US thru 6/6/26
Data from CDC's Nowcast** Modelling (last updated 5/9/26)

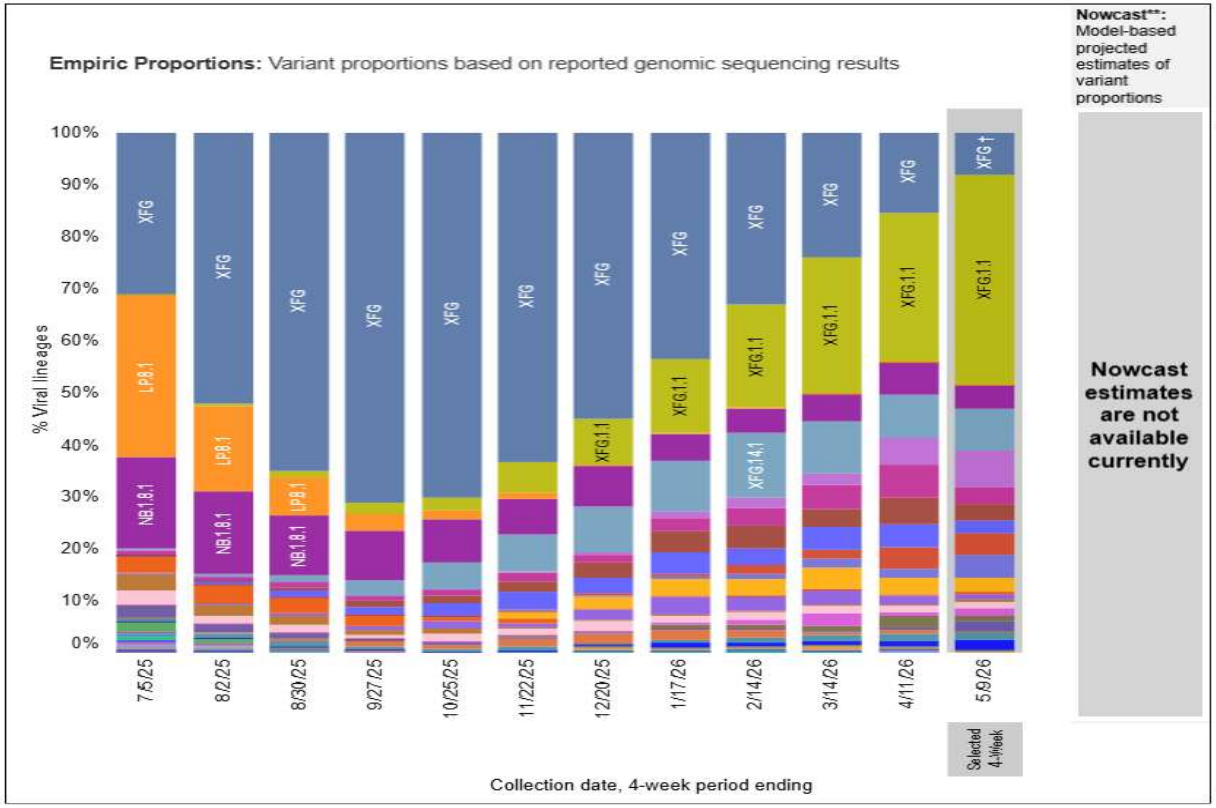

USA

Lineage#		Share	95%PI/CI
XFG.1.1		40%	34–47%
XFG	†	8%	5–13%
XFG.14.1	†	8%	5–13%
PQ.2.8.1	†	7%	4–12%
NB.1.8.1	†	5%	2–9%
BA.3.2	†	4%	2–8%
RV.1	†	4%	2–8%
PQ.17	†	3%	1–7%
XFZ	†	3%	1–7%
XFG.2.5.1	†	3%	1–6%
XFG.6	†	2%	1–6%
LF.7	†	2%	1–5%
LF.7.9	†	2%	1–5%
XFG.23.1.3	†	2%	1–5%
Other	†	1%	0–4%
PQ.2.1.6	†	1%	0–4%
XFG.10.4	†	1%	0–4%
XFY	†	1%	0–4%

CDC uses **Nowcast model that estimates more recent proportions of circulating variants (actual sequencing data is typically delayed for 2 weeks).

https://covid.cdc.gov/covid-data-tracker/#variant-proportions

ACL Laboratories
Now part of ADVOCATE HEALTH

Weekly RSV PCR % Positivity by State - 3/21/26 thru 6/6/26

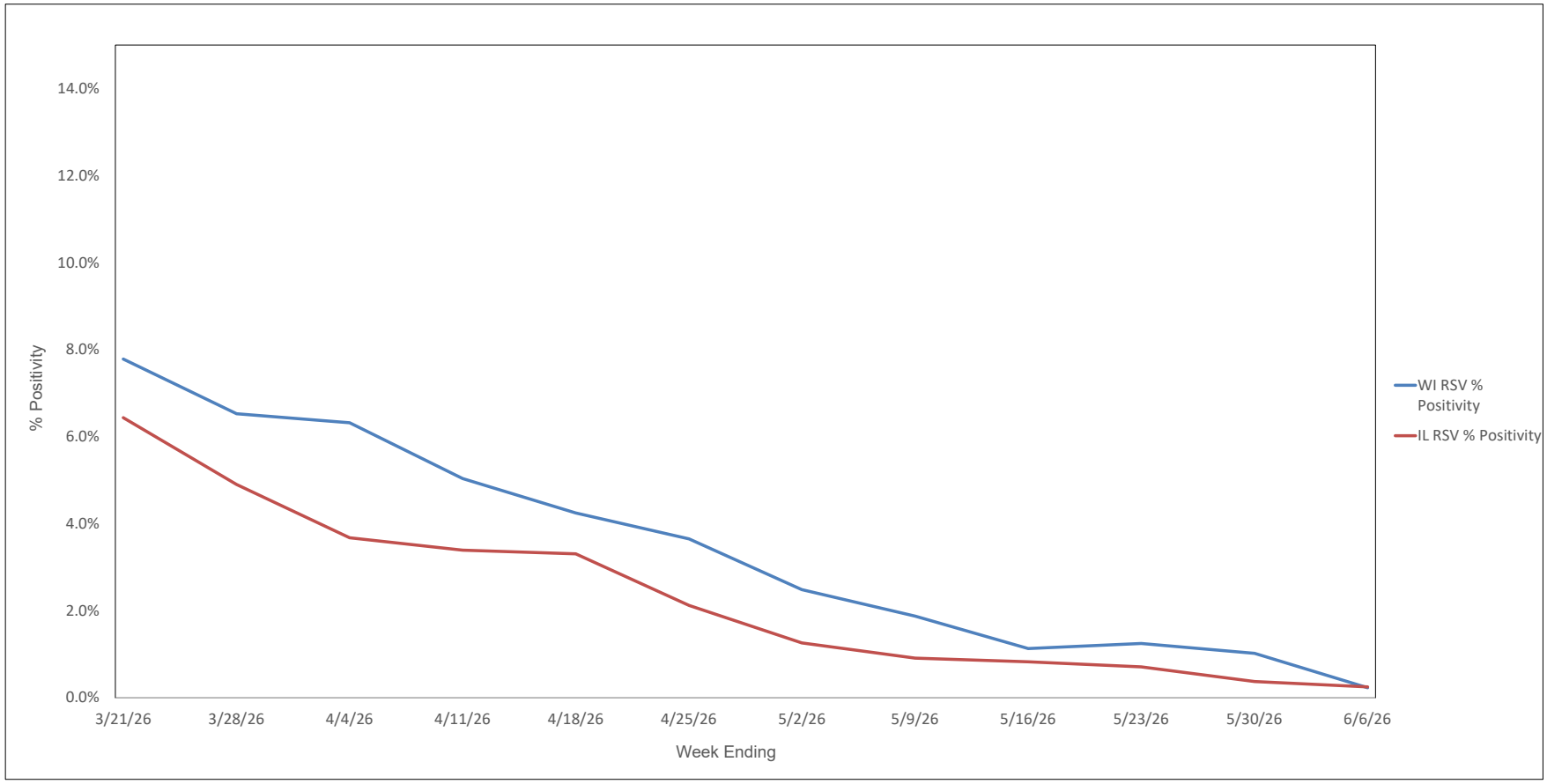

ACL Laboratories *Mycoplasma pneumoniae* Weekly Positivity Rates 6/14/25 thru 6/6/26

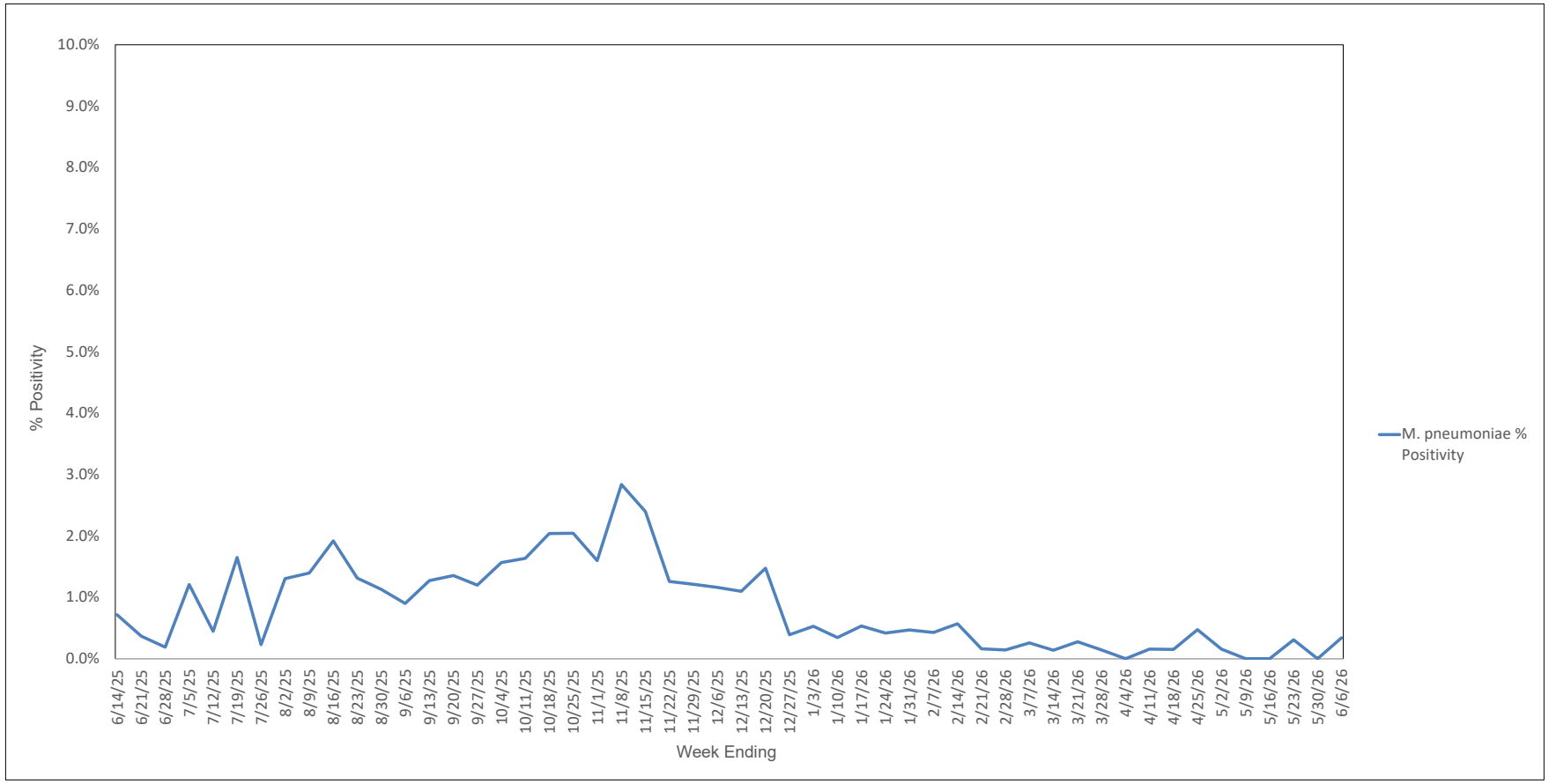

Advocate Children's Hospital Influenza A, Influenza B, RSV, and SARS-CoV-2 PCR Positivity Rates - 3/21/26 thru 6/6/26

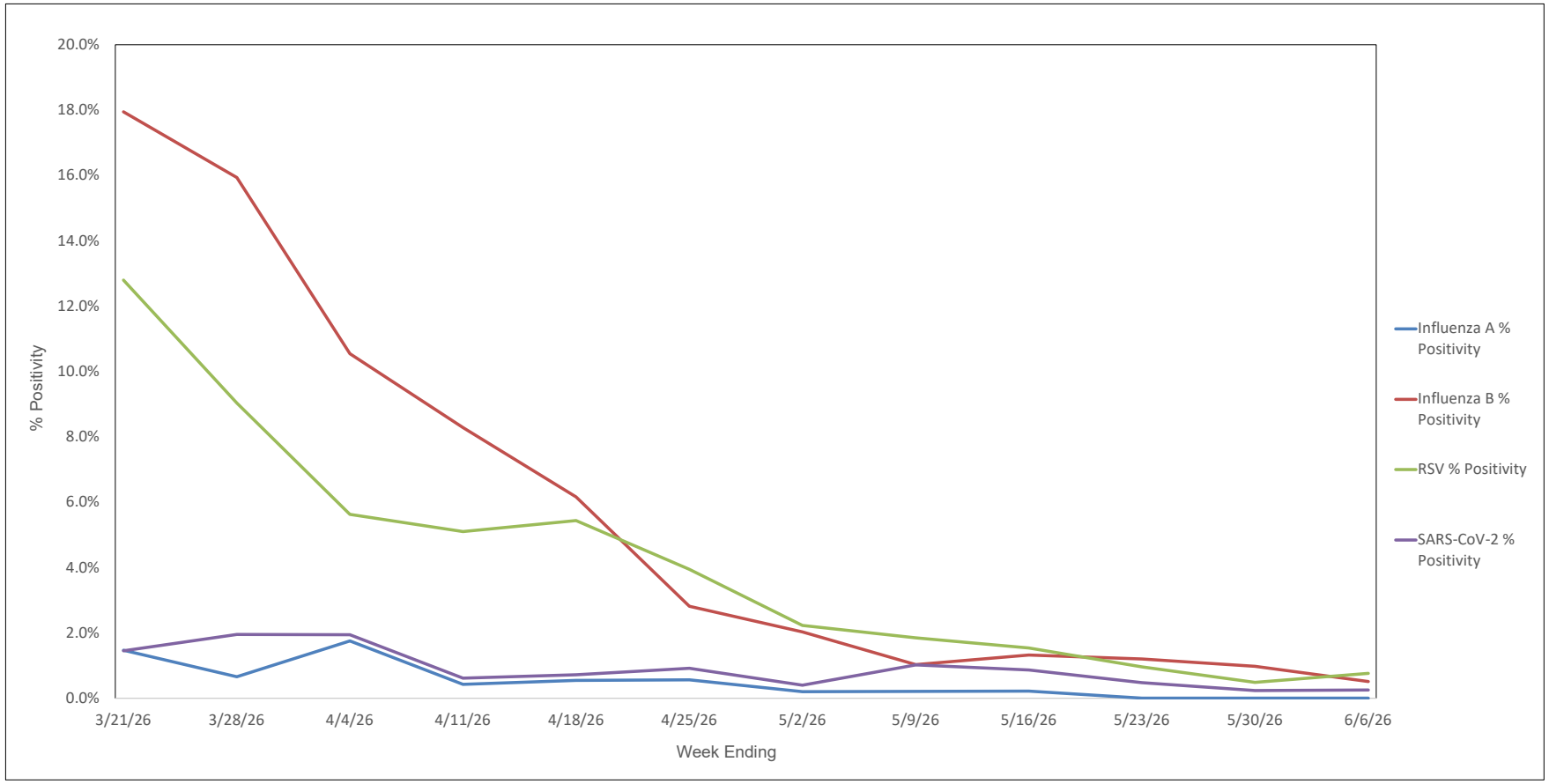

ACL Laboratories
Now part of ADVOCATE HEALTH
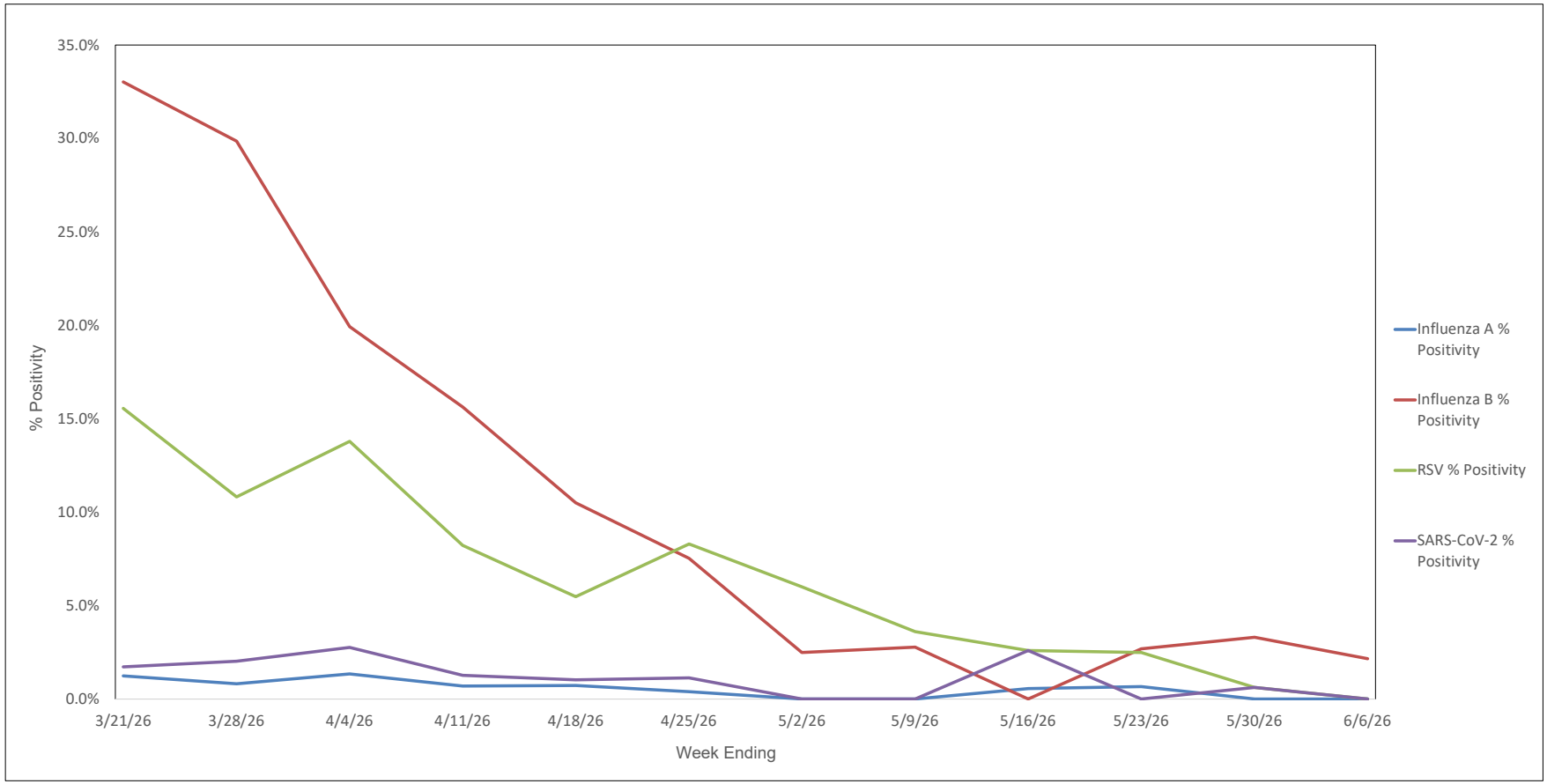
AAH WI Hospitals (patients < 18 yrs old) Influenza A, Influenza B, RSV, and SARS-CoV-2 PCR Positivity Rates - 3/21/26 thru 6/6/26